



FERRZON® INSIDE!

KGS FLEXIS® pads are the only pads in the world to contain FERRZON®, which is the only substance that can scratch a diamond. Because of its truly unique structural properties FERRZON® technology has shown to be superior to diamond on floor maintenance, grinding and polishing. To support the FERRZON® technology KGS FLEXIS® pads are more open weave and stiffer than competitors thereby offering greater self cleaning and much better pad life and durability. The pads offer exceptional performance and can be used wet or dry. If used wet they only require water and remove the need for expensive chemicals. Today, cleaning costs are very important and KGS is helping you to avoid unnecessary costs and improve efficiency.



Excellent Performance

- Use of FERRZON® Technology
- High abrasion & heat resistance
- Can be used wet or dry
- Reduces cleaning times
- No chemical cleaning



Index

FERRZON® Technology

4

Application

5

The KGS FLEXIS® cleaning and polishing pads


6

Working wet

7

Working dry

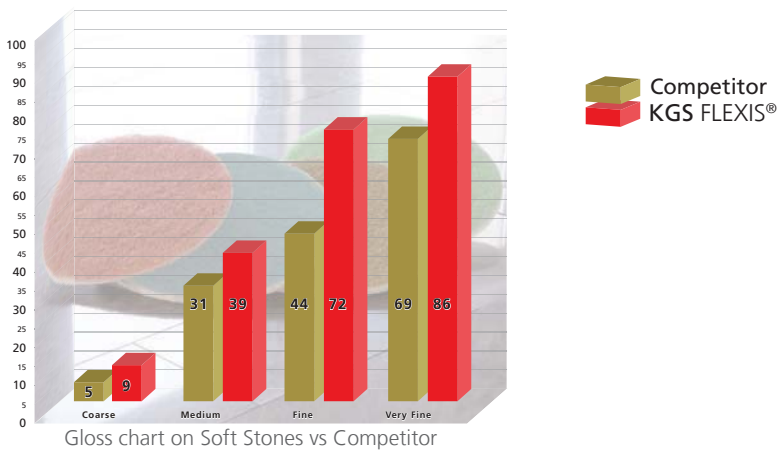
8





FERRZON® TECHNOLOGY

KGS uses FERRZON® technology for KGS FLEXIS® pads to allow its use in every cleaning and polishing application. The pads can be used on most kinds of surfaces: Terrazzo, Marble, Granite, Ceramic tiles, Resin (top coat), Epoxy, Concrete and Acrylic floors. The FERRZON® Range goes from concrete cleaning with our FERRZON® Black pad to Fine polishing of marbles with our Very Fine pad.



Every floor, every machine


KGS FLEXIS® pads can be used wet or dry under scrubber driers, single head, UHS burnishers and 3 head machines (Planetary machines).



KGS FLEXIS® Pads

- Long life
- 20 mm thick pads
- Only 5 passes per grit
- Density 40-50 kg / m³
- 60 Denier virgin polyester
- Open weave pads
- The best price - performance ratio
- EU manufactured





Application

Material	Deep cleaning	Daily cleaning
Terrazzo	● ● ●	●
Marble	● ● ●	●
Granite	● ● ●	●
Limestone	● ● ●	●
Ceramic tiles	● ● ●	●
Vinyl / Plastic	●	●
Epoxy / Acrylic	● ● ●	●
Rubber floors	● ● ●	●
Linoleum	●	●
Mat concrete	● ●	●
Polished concrete	● ● ●	●

KGS recommends speeds between 200 and 2'000 rpm and weights between 20 and 80 kgs.

Normal Cleaning Sequence - Scrubber / Dryers

KGS FLEXIS®	Terrazzo	Concrete	Granite	Marble	Epoxy	Vinyl's
Black	5 passes	5 passes	5 passes	5 passes	5 passes	N/A
Coarse	5 passes	5 passes	5 passes	5 passes	5 passes	N/A
Medium	5 passes	5 passes	5 passes	5 passes	5 passes	N/A
Fine	5 passes	5 passes	5 passes	5 passes	5 passes	5 passes
Very Fine	Daily	Daily	Daily	Daily	Daily	Daily

The KGS FLEXIS® pads system

- Customers state FLEXIS® pads work twice as fast as our competitors pads.
- Normally only requires five passes per grit.

When using KGS FLEXIS® pads it is important you follow few simple guidelines.

- Remove dirt and dust first by using high / medium water flow on a scrubber drier using the first required grit.
- Test in an out of the way area BEFORE beginning the full job.
AN AREA THAT IS EASILY CONTROLLED.
- KGS FLEXIS® pad do not require heavy duty chemicals to work.
- Beware of sharp protrusions in the floor (i.e. metal strip or sharp lippage).
- Make sure you place the pad with wording up against the machine.
- Use Flat Velcro style drive boards to maximize floor contact offering a more even floor finish.
- Wash pads daily.



The KGS FLEXIS® cleaning & polishing pads



KGS FLEXIS® Black pad

The most aggressive. The black pad is for deep surface renovation and designed for occasional use on a very bad floor.



KGS FLEXIS® Green pad

The green pad serves two functions. Firstly, used wet or dry it will finish off the four step process leaving a polish to your surface with the highest shine available. Secondly, if used daily it will maintain and improve the polish. If due to high traffic you have small scratches or slight dullness appearing then use the green pad wet to restore the floor.



KGS FLEXIS® Red pad

Coarse pad is for heavy duty surface renovation.



KGS FLEXIS® Blue pad

Medium pad is for deep cleaning and produces an economical light reflective finish, most popular in large industrial & commercial applications.



KGS FLEXIS® Yellow pad

Polishing and cleaning, producing a clear reflective shine.

KGS TOP TIP

For best results use a flat Velcro style drive plate. A brush type drive plate which does not offer flat coverage and can result in uneven pad wear. So for best results use flat drive plate as maximises floor contact!

The KGS FLEXIS® pads make cleaning and floor polishing easy! If the floor is dull and dirty use the easy to follow step sequence and finish with the high performance green KGS FLEXIS® pad.

The KGS FLEXIS® pad system is incredibly versatile, chemical free, removes the need for expensive polymer finishes. KGS FLEXIS® easily maintains popular terrazzo and stone surfaces using only water.

KGS FLEXIS® pad can restore most surfaces to as good as new, removing scratches and rejuvenating dull heavy footfall areas to high gloss.

KGS FLEXIS® pad offers exceptional productivity gains, with long life and high shine. Fewer pad changes means fewer stoppages, less downtime and long life results in less overheads.

With KGS knowledge gained over 50 years we have produced a range of pads that work exceptionally well under a wide range of machines and on a wide range of floors.



WORKING WET

Floor polishing machines 180 rpm to 400rpm with a minimum weight of 40 kg. Auto Scrubber/Driers produce exceptional results.

KGS FLEXIS® Red pad / Coarse

Mainly used for removing light to medium scratches, etch marks and deeply soiled floors. It can be used to remove standard floor coatings – no stripping chemicals are needed. When using an auto scrubber turn the water to medium flow, set maximum down pressure on the heads, and work in a systematic way.

Only cover an area you can easily control, and vacuum residue as you go. To remove scratches run the machine fitted with the red pad over the surface 4-6 times in succession then check if the damaged areas are removed before continuing or moving to step 2.

KGS FLEXIS® Blue pad / Medium

This is a deep cleaning pad. It can be used to deep clean and remove light scratches or repair lightly worn surfaces. Follow the same procedure as above, remembering the blue pad is best used wet. The blue pad also prepares the floor for the next step of polishing. Make 4-6 passes over the floor covering the same area as completed in step 1 then check the surface before continuing or moving to step 3. Look for an even honed scratch free finish when this stage is completed.

KGS FLEXIS® Yellow pad / Fine

This will start the polishing process. Please follow the same procedure as in step 2 covering the exact same areas completed in the earlier stages. Look for a silky luster to the surface when this stage is completed.

N.B.: If you are using the green pad every day and the floor is in good condition but is losing some luster you can use the yellow pad for one day to “Snap Back” the floor. After using the yellow pad for one day continue using the green pad every day to maintain the floor.

KGS FLEXIS® Green pad / Very Fine

The final polishing pad. As part of a light restoration make 5 passes over the floor, covering the same area as completed with the pads in step 1, step 2 and step 3. When used everyday wet or dry the green pad will clean and maintain the floor and this offers highest possible shine.



WORKING DRY

Dry work; high speed with vacuum system.

The KGS FLEXIS® pads are designed to withstand high speed without generating high heat.

Using a high speed burnishing machine it is possible to remove scratches and etch marks in many stone and terrazzo floors.

REMOVAL OF SCRATCHES AND ETCH MARKS:

KGS FLEXIS® Red pad / Coarse

- Run burnishing machine at medium speed.
- Move over the surfaces to be repaired at a slow walking pace
- Work surface in an side to side direction to the chosen stop points
- Continue working the surface for 3-4 passes

KGS FLEXIS® Blue pad / Medium

- Run machine at high speed
- Move over the surface at a slow walking pace
- Work surface in an side to side direction
- Continue working the surface for 2-3 passes

KGS FLEXIS® Yellow pad / Fine

- Run machine at high speed
- Move over the surface at normal walking pace
- Work surface in an side to side direction
- Continue working the surface for 2-3 passes

KGS FLEXIS® Green pad / Very Fine

- Run machine at maximum speed
- Move over the surface at normal walking pace
- Work surface in a random method



KGS TOP TIP

For best results use the KGS FLEXIS® pads with the KGS 450 Multi Speed™. The machine offers 3 speeds, 200 rpm, 400 rpm and 600 rpm with optional water tank or vacuumation for WET and DRY use!

KGS FLEXIS® pads

- Long life
- 20 mm thick pads
- Only 5 passes per grit
- Density 40-50 kg / m³
- 60 Denier virgin polyester
- Open weave pads
- The best price - performance ratio
- EU manufactured





KGS GROUP

KGS DIAMOND GROUP SA

Pra de Plan 15
1618 Châtel-St-Denis
SWITZERLAND
T +41 21 967 00 00
F +41 21 967 00 01
info@kgsdiamond.com

KGS DIAMOND AG

Stansstaderstrasse 54
6370 Stans
SWITZERLAND
T +41 41 610 52 16
F +41 41 610 52 19
hello@kgsdiamond-stans.ch

KGS DIAMOND U.S.A. LLC

1130 First Street South
Unit B
Columbia, SC 29209
USA
T +1 865-604-2198
kgs-usa@kgsdiamond.com

KGS DIAMOND INTERNATIONAL

Industriestraat 2
8081 HG Elburg
THE NETHERLANDS
T +31 525 683 300
F +31 525 683 530
sales@kgsdiamond.com

KGS DIAMOND HUNGARY Kft.

Achim András u. 126
1194 Budapest
HUNGARY
T +36 1 347 80 20
F +36 1 282 93 80
info@kgsdiamond.hu

KGS DIAMOND AUSTRALASIA PTY LTD

50 Corella Road
Kirrawee NSW 2232, Sydney
AUSTRALIA
T +61 2 9521 1116
F +61 2 9521 1101
australasia@kgsdiamond.com

KGS DIAMOND FRANCE SAS

ZAE Capnord Dijon
8 Rue de Bastogne
21850 Saint-Apollinaire
FRANCE
T +33 3 80 49 76 65
F +33 3 80 70 90 14
kgsfrance@kgsdiamond.com

KGS DIAMOND UK Ltd

Unit 4A, Crown Yard
Bedgebury Road
Goudhurst
Kent TN17 2QZ
UNITED KINGDOM
F +44 1580 211 975
sales@kgsdiamond.com

KGS DIAMOND CHINA (GUANGZHOU)

Room A406, 4th Floor, Research Building
No.3 GuangPuXi Road
Science City - Development Zone
Guangzhou
CHINA
Zip code: 510663
T +86 20 3758 5369
F +86 20 3758 5331
china@kgsdiamond.com

KGS DIAMOND NEDERLAND BV

A. Vogelstraat 5
8081 HD Elburg
THE NETHERLANDS
T +31 525 685 500
F +31 525 685 253
salesnl@kgsdiamond.com

KGS WINTER GmbH

Alter Hellweg 96
44379 Dortmund
GERMANY
T +49 231 9 67 87 900
F +49 231 9 67 87 909
kgswinter@kgsdiamond.com

KGS DIAMOND PORTUGAL LDA

Parque Empresarial de Lanheses
Fracção 6B e 7J
4925-424 Lanheses
Viana do Castelo
PORTUGAL
T +351 258 735 189
F +351 258 735 193
sales-pt@kgsdiamond.com

KGS DIAMOND ESPAÑA S.L.

Avda.Francesc Macià, 60
Torre Millenium
Planta 19
08208 Sabadell (Barcelona)
ESPAÑA
T +34 61 85 08 482
kgsSpain@kgsdiamond.com



Please contact our international sales office in Holland for addresses of KGS DIAMOND distributors in your country.

KGS DIAMOND INTERNATIONAL

Industriestraat 2
8081 HG Elburg
THE NETHERLANDS
T +31 525 683 300
F +31 525 683 530
sales@kgsdiamond.com

www.kgsdiamond.com

Swiss Diamond Technology

